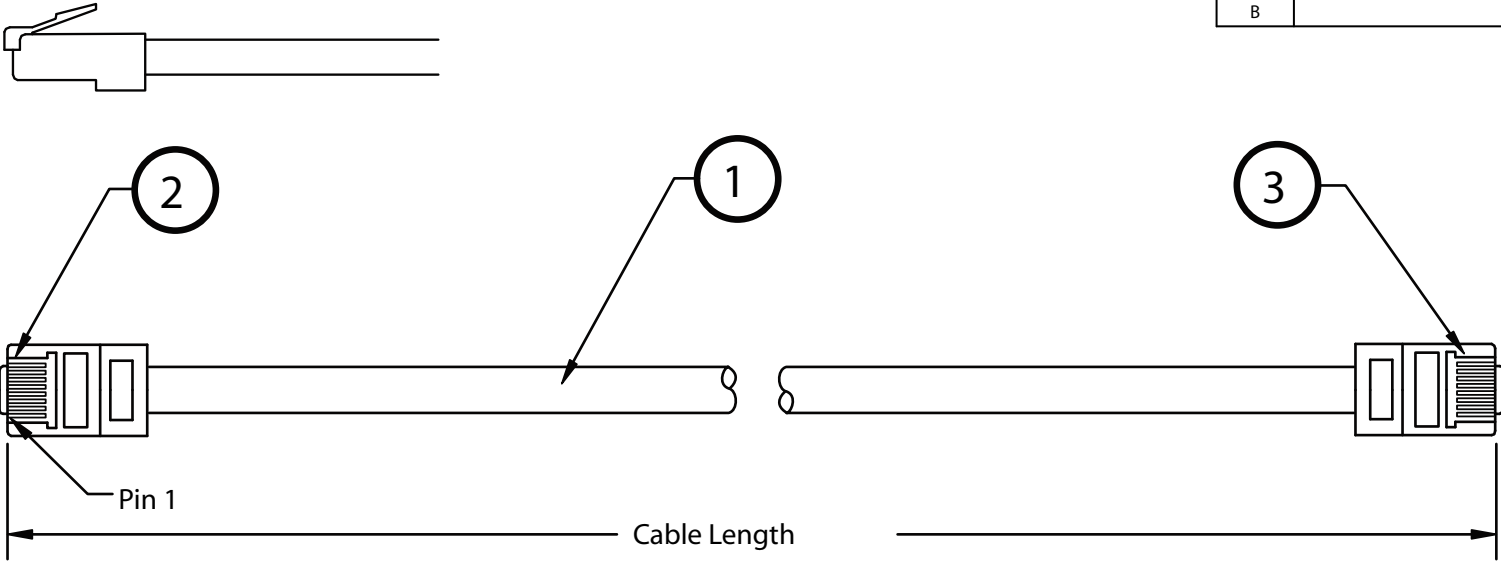


REV.	DESCRIPTION	DATE
A		
B		02-2006



Pin Assignment			
RJ45 Male		RJ45 Male	
1	—	1	
2	—	2	
3	—	3	
6	—	6	
4	—	4	
5	—	5	
7	—	7	
8	—	8	

Color Options
Gray, Black, Green, Purple, Orange, Blue, Red, Yellow and White

PART NO.	CABLE LENGTH
10X6-1xx01	1 ft
10X6-1xx03	3 ft
10X6-1xx05	5 ft
10X6-1xx07	7 ft
10X6-1xx10	10 ft
10X6-1xx14	14 ft
10X6-1xx25	25 ft
10X6-1xx50	50 ft
10X6-1xxHD	100 ft

3	RJ45 MALE, W/50U GOLD PLATING CONTACTS
2	RJ45 MALE, W/50U GOLD PLATING CONTACTS
1	UTP, 24AWG, 4 TWISTED PAIRS, STRANDED BARE COPPER, UL ETL, EIA/TIA-568B VERIFIED CATEGORY 5 E
NO.	SPECIFICATIONS
	BOM LIST

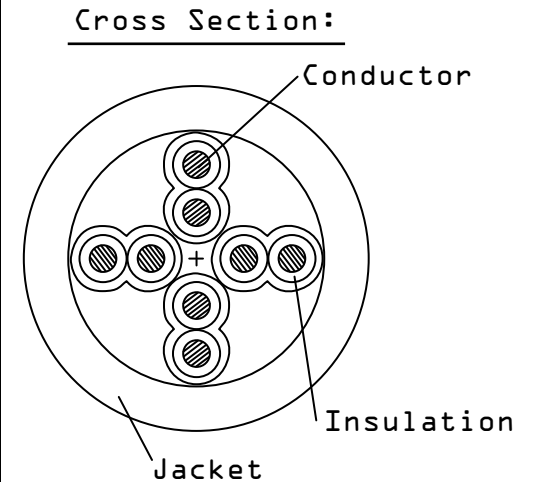
ITEM NUMBER	10X6-1xxxx		DRAWER	MPD
TITLE	CAT-5 E Bootless Network Cables, 350MHz		CHECKED	MAC
MATERIAL	SCALE		APPROVED	MAC
REV.	A	UNIT	INCH	
DRAWING NO:				
			 888-212-8295.com CableWholesale	

Product Specifications

REV.	DESCRIPTION	DATE
A		
B		02-2006


Construction & Material :

Item		Unit	Specification
Product			CAT-5 E UTP 4P
Conductor	Size	AWG	24
	Number	Pairs	4
	Material		Stranded Bare Copper
	Construction	pcs / mm	7/0.20
	Diameter	mm	0.60
Insulation	Material		HD-PE
	Min.thickness	mm	0.156
	Avg.thickness	mm	0.175
	Diameter	mm	0.99
	Color		Blue-White/Blue Orange-White/Orange Green-White/Green Brown-White/Brown
Twisting	Construction		See Cross Section
Cabling	Construction		See Cross Section
Jacket	Material		PVC
	Min.thickness	mm	0.45
	Avg.thickness		0.55
	Overall Diameter	mm	5.70 ± 0.20
	Color		By Order
Black Marking	TYPE CM 24AWG 60 (UL) E188630 CSA LL81295 CMG, ETL VERIFIED TIA/EIA-568-B. CAT-5 E UTP Patch Cable UTP		



DRAWER	MPD
CHECKED	MAC
APPROVED	MAC

COLORS:	PART NUMBER:	TITLE:
Gray, Black, Orange, Purple, Green, Blue, Red, Yellow, White	10XB-1xxxx	CAT-5 E UTP, 24AWG, Stranded, Bootless



Electrical Property :

REV.	DESCRIPTION	DATE
A		
B		02-2006

Item		Unit	Specification			Standard		
D-C Resistance		Ω/100M	AT 20			DC Max.9.3Ω		
D-C Resistance Unbalance		%	-----			Max.5		
Capacitance Unbalance		pF/100M	-----			Max.330		
Characteristic Impedance 1.0-100.0MHz		Ω/100M	-----			100 ± 15		
Dielectric Withstand		VAC/1MIN	700			No Breakdown		
Frequency MHz	Attenuation dB/100m	NEXT Pair-Pair (dB)	NEXT Power Sum (dB)	ELFEXT Pair-Pair (dB)	ELFEXT Power Sum (dB)	Structural Return Loss (dB)	Return Loss (dB)	
1	2.4	65.3	62.3	63.8	60.8	23.0	20.0	
10	7.8	50.3	47.3	43.8	40.8	23.0	25.0	
16	9.9	47.3	44.4	39.7	36.7	23.0	25.0	
20	11.1	45.8	42.8	37.7	34.7	23.0	25.0	
25	12.5	44.4	41.3	35.8	32.8	22.0	24.2	
31.25	14.1	42.9	39.9	33.9	30.9	21.1	23.3	
62.5	20.4	38.4	35.4	27.8	24.8	18.1	20.7	
100	26.4	35.3	32.3	23.8	20.8	16.0	19.0	

DRAWER	MPD
CHECKED	MAC
APPROVED	MAC
